

HASHISH
HASHISH
HASHISH
HASHISH
HASHISH
HASHISH
HASHISH
HASHISH
HASHISH
HASHISH
HASHISH



HASHISH

**** 37-45% THC ****

Glass container included in purchase!

EST



2020

TREMBLANT

CANNABIS



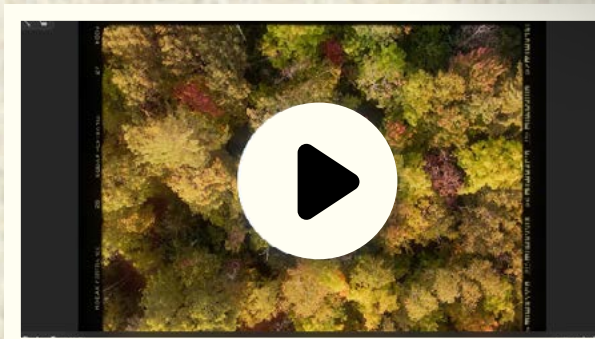
DISCOVER THE TRADITION OF HASHISH



TREMBLANT CANNABIS
2g Tremblant Hashish
THC: 37-45%



This hashish is a classic reinvented. Our artisans combine traditional methods with modern science to come up with this unique recipe. With a greasy dark outer shell and a cake-like inside, this hashish is reminiscent of the '80s with rich and spicy notes.



WATCH how we do it at Tremblant Cannabis

VIEW ASSETS



THC

37-45%

TERPENES

Caryophyllene, Guaiol, Pinene

CBD

0-5%

AROMAS

Spicy, Fruity, Earthy

FORMAT

2g | 12 units per case



Why consumers love Tremblant Hashish

Top Quality

Quality inputs used in processing which is then **hand rolled** into a temple ball format, then placed in premium **glass packaging** to protect product integrity

Old-School Craft Hashish

Reminiscent of Afghan black hash produced meeting Health Canada standards

True Hash Aroma

Includes special "Hashishene" terpene exclusive to resin hash products, giving it unique rich and flavourful taste

TREMBLANT
TREMBLANT
TREMBLANT
TREMBLANT

FOR FOLKS
WHO LIKE IT
OLD SCHOOL

MADE IN
TREMBLANT

WHAT IS HASHISH?

Hashish or "hash" are the names given to cannabis concentrates where trichomes (the resin glands that form on cannabis flowers) are separated from fresh and dried/cured flowers.

OUR PROCESS:

1.



Flower Selection

First, we carefully choose the genetics of our flowers. We are looking for varieties with interesting aromas and good resin production capacity. Once harvested the flowers are dried and flash-frozen to preserve the trichomes.

2.



Kief Extraction

The automated dry sieving method is then used to separate the trichomes from the rest of the kief flower, creating Kief. The dry-sifted kief is worked by hand with gentle heat and left to cool. This hot/cool process is repeated three times to ensure to perfect consistency.

3.



Hashish Pressing

Finally, we work the kief by assembling it until the perfect texture and potency is obtained.



4 WAYS TO CONSUME

Much like its flexible texture, hashish is a versatile concentrate — it can be smoked in pre-rolls or with a bong, vaped, or infused into carrier oils to make edibles and topicals.

Hashish's density doesn't allow it to be easily smoked on its own, so the most common way is to mix it with dried flower. This creates adequate airflow so the hashish can burn properly and evenly.



HASH JOINT

There are many ways to incorporate it into the joint. The best piece of advice is to **keep the hash away from the edges of the paper** if you want it to remain inside.


Fill your joint halfway with flower, sprinkle in bits of hashish, or, if the texture is on the tackier side, roll it into a thin rope, and cover with flower until you have the desired thickness for your joint. Alternatively, that thin rope can be wrapped around the exterior of the paper as well.



HASH BONG/PIPE

To create a successful hashish bong or pipe 'bowl', you'll want to line at least the bottom of it with **ground, dried flower**. Drop small amounts of **crumbled hash on top** of your flower, and it's ready to be consumed. Using dried flower beneath the hash prevents the burning hash embers from gaining easy entry into your smoking device.

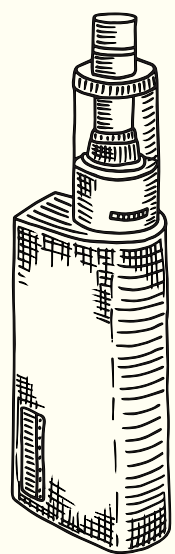
You can also skip the flower altogether and use a **bong/pipe screen** instead. This screen is placed in your device's bowl and prevents the fully melted hash from entering the bottom.



NON-SMOKING

Not interested in smoking or vaping? No problem. Hashish can also be further **extracted** and **infused into carrier oils** like MCT, coconut, or butter and used to make **edibles** and **topicals**. Hashish will need to be **decarboxylated**, which refers to the process of heating cannabis to activate its dominant cannabinoids like THC.

A benefit to using extracts instead of a large volume of dried flower is reducing the bitter and herbaceous cannabis notes that affect the taste of edibles. This allows you to try **more subtle flavours** and **scents** without competing with the challenges of heated plant material.



VAPORIZER


Vaporizers have become a staple device for modern cannabis enthusiasts. To use hashish in a vaporizer, it is suggested to use the sandwich method as the product melts when it's heated and can leave stubborn residues in the chamber. Here's a quick how-to:

- 1 Prepare flower: Grind your favourite flower and lightly pack a layer in the chamber.
- 2 Prepare hashish: Lightly apply a little flame to small piece of hash to activate the resin. Place on top of flower in the chamber.
- 3 Vaporizer Run: Set the device to 190°C and run for 2-5 minutes, increasing the temperature to a maximum of 210°C. You will experience a lasting and robust flavour combined with a noticeable big vapour release at this temperature.

Everyone is different, so please look into the best consumption method for you. If you are using a device to consume (e.g. a vaporizer), it is also important to follow all device instructions.

HASHISH HASHISH HASHISH HASHISH

SCAN TO
LEARN MORE




WATCH how we
do it at Tremblant
Cannabis

VIEW ASSETS



For more information and to learn
about our full range of product offerings,
visit tremblant-cannabis.com

EST



2020

TREMBLANT
CANNABIS